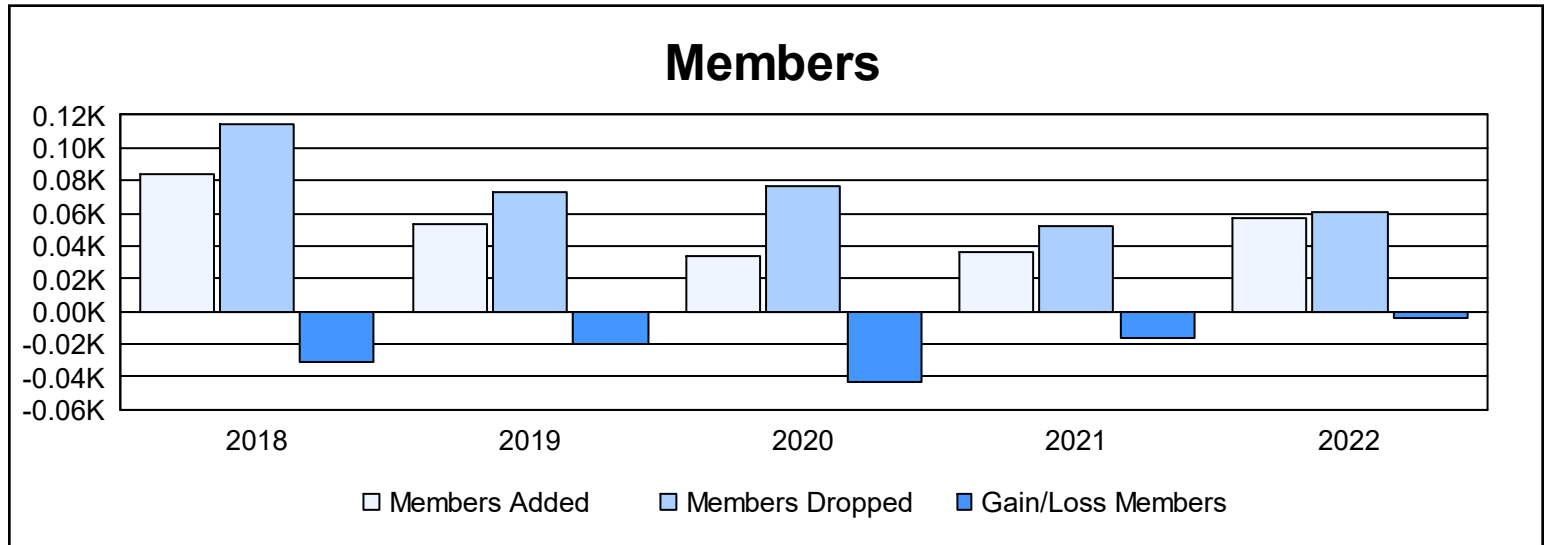
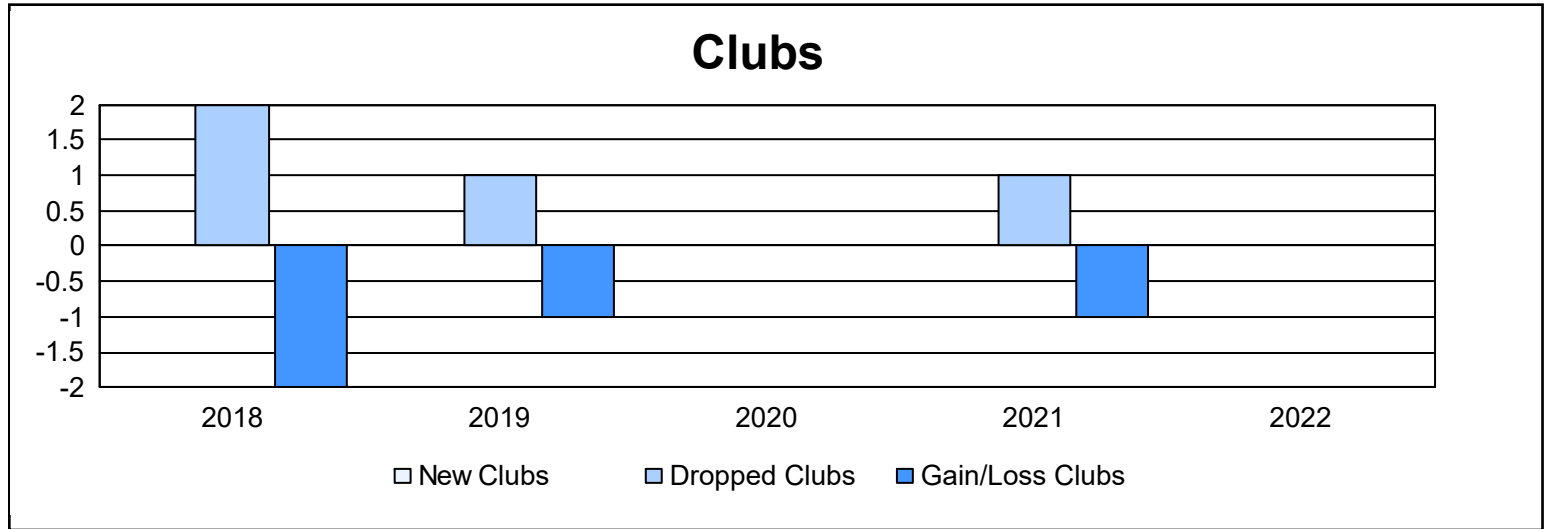
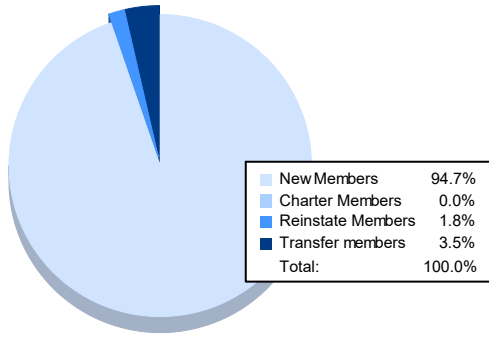


Year	New Clubs	Dropped Clubs	Gain/ Loss Clubs	New Members	Charter Members	Reinstate Members	Transfer Members	Total Member Added	Total Members Dropped	Gain/ Loss Members
2017-2018	0	2	-2	81	0	2	1	84	115	-31
2018-2019	0	1	-1	49	1	1	2	53	73	-20
2019-2020	0	0	0	20	1	0	13	34	77	-43
2020-2021	0	1	-1	30	0	2	4	36	52	-16
2021-2022	0	0	0	54	0	1	2	57	61	-4
<b>Average</b>	<b>0</b>	<b>1</b>	<b>-1</b>	<b>47</b>	<b>0</b>	<b>1</b>	<b>4</b>	<b>53</b>	<b>76</b>	<b>-23</b>



### Membership Composition June 2022 Cumulative



### Gender Composition June 2022 Cumulative

